

Garden Village Primary Academy



Autumn Term 2 – Reception Curriculum Overview

	Knowledge and Topics	Vocabulary/ additional information																		
Communication and language	<p><u>Phonics (Little Wandle)</u></p> <table border="1" style="width: 100%; border-collapse: collapse;"> <thead> <tr> <th style="width: 20%;"></th> <th style="width: 40%; text-align: center;">Phase 2 graphemes</th> <th style="width: 40%; text-align: center;">New tricky words</th> </tr> </thead> <tbody> <tr> <td style="text-align: center;">Week 1</td> <td style="text-align: center;">ff ll ss j</td> <td style="text-align: center;">as</td> </tr> <tr> <td style="text-align: center;">Week 2</td> <td style="text-align: center;">v w x y</td> <td style="text-align: center;">and has his her</td> </tr> <tr> <td style="text-align: center;">Week 3</td> <td style="text-align: center;">z zz qu words with s /s/ added at the end (hats sits) ch</td> <td style="text-align: center;">go no to into</td> </tr> <tr> <td style="text-align: center;">Week 4</td> <td style="text-align: center;">sh th ng nk</td> <td style="text-align: center;">she he of</td> </tr> <tr> <td style="text-align: center;">Week 5</td> <td style="text-align: center;">words with s /s/ added at the end (hats sits) words ending s /z/ (his) and with s /z/ added at the end (bags</td> <td style="text-align: center;">we me be</td> </tr> </tbody> </table> <p>Autumn Term 2 Pronunciation Video: For parents Letters and Sounds</p>		Phase 2 graphemes	New tricky words	Week 1	ff ll ss j	as	Week 2	v w x y	and has his her	Week 3	z zz qu words with s /s/ added at the end (hats sits) ch	go no to into	Week 4	sh th ng nk	she he of	Week 5	words with s /s/ added at the end (hats sits) words ending s /z/ (his) and with s /z/ added at the end (bags	we me be	<p>Weekly sounds taught will be shared at the end of the week.</p> <p>Reading books will be sent home every Wednesday.</p> <p>Please read the school reading book at least three times during the week.</p> <p>Reading for Pleasure (library books) will be changed every Friday.</p>
	Phase 2 graphemes	New tricky words																		
Week 1	ff ll ss j	as																		
Week 2	v w x y	and has his her																		
Week 3	z zz qu words with s /s/ added at the end (hats sits) ch	go no to into																		
Week 4	sh th ng nk	she he of																		
Week 5	words with s /s/ added at the end (hats sits) words ending s /z/ (his) and with s /z/ added at the end (bags	we me be																		
Personal, social and emotional development	<p><u>Assembly Themes (Character Education)</u></p> <ul style="list-style-type: none"> • Trying new things • The Biggest Snowman • The alphabet of kindness. <p><u>PSHE</u> Building Relationships: Special Relationships</p>	<p>Anti-Bullying Week (Kindness focus) 11th-15th November 2024</p>																		
Physical development	<p><u>Gross Motor (Physical Education):</u></p> <ul style="list-style-type: none"> • Indoor: Gymnastics Unit 1 • Outdoor: Multi-Skills (Body Management unit 2) <p><u>Fine Motor:</u> Letter formation:</p> <ul style="list-style-type: none"> • j, f, l, s • v, w, x, y • z, <p>Capital letters for the above</p>	<p>**Please note, PE days are Thursday and Friday this term.</p>																		

Literacy

Drawing Club Texts


Book	Tale	Cartoon/animation
Room on the Broom.	The Magic Porridge Pot.	Roadrunner.
Penguin.	Rapunzel.	Captain Pugwash.
The Christmas Pine.		

Early writing parent workshop: 20.11.24 6:00pm-7:00pm.

Mathematics


- Circles and triangles
- 1, 2, 3, 4, 5
- Shapes with 4 sides

Show children a selection of circular and triangular shapes.
 What do they notice about the shapes?
 Can they sort them into two groups?



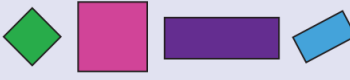
What is the same and what is different about the shapes in each group?

Hold up dot plates that show 4 and 5 in different arrangements. Ask children how many dots they see. Children show the correct number of fingers to match the dots.



Give children a dot plate each and encourage them to find someone with the same arrangement as them.

Show children a selection of squares and rectangles.



Encourage children to explore the shapes and talk about what they notice.
 Ensure that the shapes are shown in different orientations.

Mathematical vocabulary:

Circles and triangles: circles and triangles, sides, straight, corners and round. Almost a triangle/circle. In, on, under, over, besides, between, in front of, around, through and behind.

1, 2, 3, 4, 5: There are ____.
 There are ____altogether.
 ____ is 1 more than ____.
 1 more than is ____.
 ____ is a part and ____ is a part.

If ____ is a part, then the other part must be ____.
 The whole is ____.

Shapes with 4 sides: squares and rectangles, sides, straight and corners.

Understanding the world

History: Peak into the Past

- Can you guess who? Baby photographs
- Past and present
- My life timeline
- Toy box
- Spot the difference

Science

- Let's go outside
- What's changed?
- Night and day

Computing: Computer systems and Networks.

- iPads
- CD player, Yoto story book

History vocabulary:

Courageous, achievement.

Science vocabulary:

Let's go outside: mud, grass, water, ice, tree, leaf, sticky, rough, smooth, wet, soft, hard, cold, dry, rainy, cloudy, sunny, windy, snowy, weather, autumn.

What's changed?: melt, changed, same, different, hard, soft, runny, hot, cold,

	<p><u>Religious Education:</u> The birth of Jesus</p> <ul style="list-style-type: none"> • Explore stories about the lives and teachings of key religious figures and inspirational figures. • <i>Diwali</i> • <i>Christingle</i> • <i>Christmas Story</i> 	<p>warm, burn, mix, wet, dry, heat, fire, cool.</p> <p>Night and day: animal, nocturnal, owl, badger, fox, hedgehog, bat, stars, moon, sun, night, light, day, shadow, torch, daylight, asleep, awake, evening, morning, dark.</p>
Expressive arts and design	<p><u>Design & Technology:</u></p> <ul style="list-style-type: none"> • Cooking & Nutrition - soup • Structures - Junk Modelling <p><u>Seasonal Craft:</u></p> <ul style="list-style-type: none"> • Christmas Craft • Winter Craft • Threaded snowflakes <p><u>Music:</u> Celebration music Learning about the music from a range of cultural and religious celebrations, including Diwali, Hanukkah, Kwanzaa and Christmas.</p>	<p><u>DT: Cooking:</u> Prepare, evaluate, generate, ingredients, packaging.</p> <p><u>Junk Modelling:</u> Recycle, temporary joins, materials, natural, man-made, decision.</p> <p><u>Music:</u> Diwali, celebration, traditional, Hanukkah, harp, flute, Jewish, trumpet, cymbals, tambourine, Kwanzaa, Africa, culture, call, response, Christian, orchestra, conductor</p>