















Garden Village Primary Academy – Art - Overview (Key stage 1 and 2)



	Unit 1	Unit 2	Unit 3	Unit 4
EYFS Reception	The EYFS curriculum is underpinned by the Development matters statements, while also laying the foundations for pupils' further Art learning. Art in EYFS: reception			
Year 1	Drawing Make your mark	Painting and mixed media Colour splash	Sculpture and 3D Paper play	Craft and design Woven wonders
Year 2	Drawing Tell a story	Painting and mixed media Life in colour	Sculpture and 3D Clay houses	Craft and design Map it out
Year 3 LKS2	Drawing Growing artists	Painting and mixed media Prehistoric painting	Sculpture and 3D Abstract shape and space	Craft and design Ancient Egyptian scrolls
Year 4 LKS2	Drawing Power prints	Painting and mixed media Light and dark	Sculpture and 3D Mega materials	Craft and design Fabric of nature
Year 5 UKS2	Drawing I need space	Painting and mixed media Portraits	Sculpture and 3D Interactive installation	Craft and design Architecture
Year 6 UKS2	Drawing Make my voice heard	Painting and mixed media Artist study	Sculpture and 3D Making memories	Craft and design Photo opportunity

Reception (EYFS)						
	Unit 1	Unit 2	Unit 3	Unit 4		
EYFS	Drawing	Painting and mixed media	Sculpture and 3D	Craft and design		
	Marvellous marks  	Paint my world  	Creation station  	Let's get crafty  		
	Autumn craft	Christmas craft	Winter craft	Spring craft	Easter craft	Summer craft
	Autumn wreaths	Salt dough decorations	Threaded snowflakes	Suncatchers	Egg threading	Salt painting

Art Overview in Reception

	EYFS (Reception) units		EYFS (Reception) seasonal crafts	
Drawing	Marvellous marks Exploring mark making and using the language of texture, children use wax crayons to make rubbings and chalk on different surfaces. They use felt tips to explore colour and pencils to create observational drawings of their faces.	 	Autumn	Autumn wreaths Using natural items to create Autumnal wreaths.
			Christmas	Salt dough decorations Creating and decorating Christmas tree decorations.
Painting and mixed media	Paint my world Creating child-led paintings using fingers and natural items as tools, children learn that colours can be mixed and that paintings can be abstract or figurative. They make collages and explore different techniques for using paint when creating splatter pictures.	 	Winter	Threaded snowflakes Using threading skills to create snowflakes with pipe cleaners and beads.
			Spring	Sun catcher Collecting flower petals to create card suncatchers.
Sculpture and 3D	Creation station Manipulating playdough and clay to make animal sculptures and their own creations, children begin to use language associated with forces: push, pull, twist etc. They create natural landscape pictures using items they have found outdoors.	 	Easter	Egg threading Threading coloured wool to create an egg pattern.
			Summer	Salt painting Creating bold paintings in salt and paint.

Craft and design













[Let's get crafty](#)

Focussing on process over product, children develop their cutting, threading, manipulation and joining skills in this unit which culminates with designing a flower for a class flower garden.



Art Overview in Key Stage 1



	Year 1	Year 2
Drawing	<p>Make your mark</p> <p>Developing observational drawing skills when exploring mark-making . Children use a range of tools, investigating how texture can be created in drawings. They apply their skills to a collaborative piece using music as a stimulus and investigate artists Bridget Riley and Zaria Forman.</p>  	<p>Tell a story</p> <p>Using storybook illustration as a stimulus, children develop their mark making skills to explore a wider range of tools and experiment with creating patterned surfaces to add texture and detail to drawings.</p>  
Painting and mixed media	<p>Colour splash</p> <p>Exploring colour mixing through paint play, children use a range of tools and work on different surfaces. They create paintings inspired by Clarice Cliff and Jasper Johns.</p>  	<p>Life in colour</p> <p>Taking inspiration from the collage work of artist Romare Bearden, children consolidate their knowledge of colour mixing and create textures in paint using different tools. They create their own painted paper in the style of Bearden and use it in a collage, linked to a theme suited to their topic or classwork.</p>  
Sculpture and 3D	<p>Paper play</p> <p>Creating simple three dimensional shapes and structures using familiar materials, children develop skills in manipulating paper and card. They fold, roll and scrunch materials to make their own sculpture inspired by the 'Tree of life' screen at the Sidi Saiyyed Mosque. There are opportunities to extend learning to make a collaborative sculptural piece based on the art of Louise Bourgeois.</p>  	<p>Clay houses</p> <p>Developing their ability to work with clay, children learn how to create simple thumb pots then explore the work of sculptor Rachel Whiteread and apply her ideas in a final piece that uses techniques such as cutting, shaping, joining and impressing into clay.</p>  

Woven wonders

Learning fibre art skills such as plaiting, threading, knotting and weaving to create three-dimensional woven artworks inspired by artist Cecilia Vicuña.















Map it out

Responding to a design brief, children create a piece of art that represents their local area using a map as their stimulus. They learn three techniques for working creatively with materials and at the end of the project, evaluate their design ideas, choosing the best to meet the brief.



Art Overview in Lower Key Stage 2

	Year 3	Year 4
Drawing	<p>Growing artists</p> <p>Using botanical drawings and scientific plant studies as inspiration, pupils explore the techniques of artists such as Georgia O'Keefe and Maud Purdy to draw natural forms, becoming aware of differences in the choice of drawing medium, scale and the way tonal shading can help create form.</p>  	<p>Power prints</p> <p>Using everyday electrical items as a starting point, pupils develop an awareness of composition in drawing and combine media for effect when developing a drawing into a print.</p>  
Painting and mixed media	<p>Prehistoric painting</p> <p>Investigating making their own paints, making tools and painting on different surfaces, the children explore prehistoric art.</p>  	<p>Light and dark</p> <p>Developing colour mixing skills, using shades and tints to show form and create three dimensions when painting. Pupils learn about composition and plan their own still life to paint, applying chosen techniques.</p>  
Sculpture and 3D	<p>Abstract shape and space</p> <p>Exploring how shapes and negative spaces can be represented by three dimensional forms. Manipulating a range of materials, children learn ways to join and create free-standing structures inspired by the work of Anthony Caro and Ruth Asawa.</p>  	<p>Mega materials</p> <p>Exploring the way different materials can be shaped and joined, learning about techniques used by artists as diverse as Barbara Hepworth and Sokari Douglas-Camp and creating their own sculptures.</p>  

Craft and design

Ancient Egyptian scrolls

Learning about the way colour, scale and pattern influenced ancient Egyptian art, children explore the technique of papermaking to create a papyrus-style scroll.

Ideas are extended to create a modern response by designing a 'zine'.













Fabric of nature

Using flora and fauna of tropical rainforests as a starting point, children develop drawings through experimentation and textile-based techniques to design a repeating pattern suitable for fabric.



Art Overview in Upper Key Stage 2

	Year 5	Year 6
Drawing	<p><u>I need space!</u> Developing ideas more independently, pupils consider the purpose of drawings as they investigate how imagery was used in the 'Space race' that began in the 1950s. They combine collage and printmaking to create a piece in their own style.</p>  	<p><u>Make my voice heard</u> On a journey from the Ancient Maya to modern-day street art, children explore how artists convey a message. They begin to understand how artists use imagery and symbols as well as drawing techniques like expressive mark making, tone and the dramatic light and dark effect called 'chiaroscuro'.</p>  
Painting and mixed media	<p><u>Portraits</u> Investigating self-portraits by a range of artists, children use photographs of themselves as a starting point for developing their own unique self-portraits in mixed-media.</p>  	<p><u>Artist study</u> Identifying an artist that interests them, children research the life, techniques and artistic intentions of that individual. Collecting ideas in sketchbooks, planning for a final piece and working collaboratively, they present what they have learnt about the artist.</p>  
Sculpture and 3D	<p><u>Interactive installation</u> Using inspiration of historical monuments and modern installations, children plan by researching and drawing, a sculpture to fit a design brief. They investigate scale, the display environment and possibilities for viewer interaction with their piece.</p> 	<p><u>Making memories</u> Creating a personal memory box using a collection of found objects and hand-sculptured forms, reflecting primary school life with symbolic and personal meaning.</p> 

Craft and design

Architecture

Investigating the built environment through drawing and printmaking, learning about the work of architect Zaha Hadid and creating their own building designs, creatively presenting research on artist Hundertwasser and exploring ideas behind the symbolism of monument design.



Photo opportunity

Exploring photography as a medium for expressing ideas, pupils investigate scale and composition, colour and techniques for adapting finished images. They use digital media to design and create photographic imagery for a specific design brief.



